



Agrihomoeopathy

Using homoeopathic remedies in gardens and farms instead of chemicals

Because



Extreme weather

Global warming →
temperatures rising,
irregular, unpredictable
weather



Depleted soil

Destroyed soil all over the
world; micro-organisms
are dead or can't function



Polluted waters

Overgrowth in lakes due
to agricultural
phosphates, no oxygen,
dead fish, toxic algae



Chronic disease

Huge increase in chronic
diseases especially in
children





AIMS

Improve soil health

Avoiding chemicals

Alternatives for pesticides, insecticides, fungicides, fertilizers

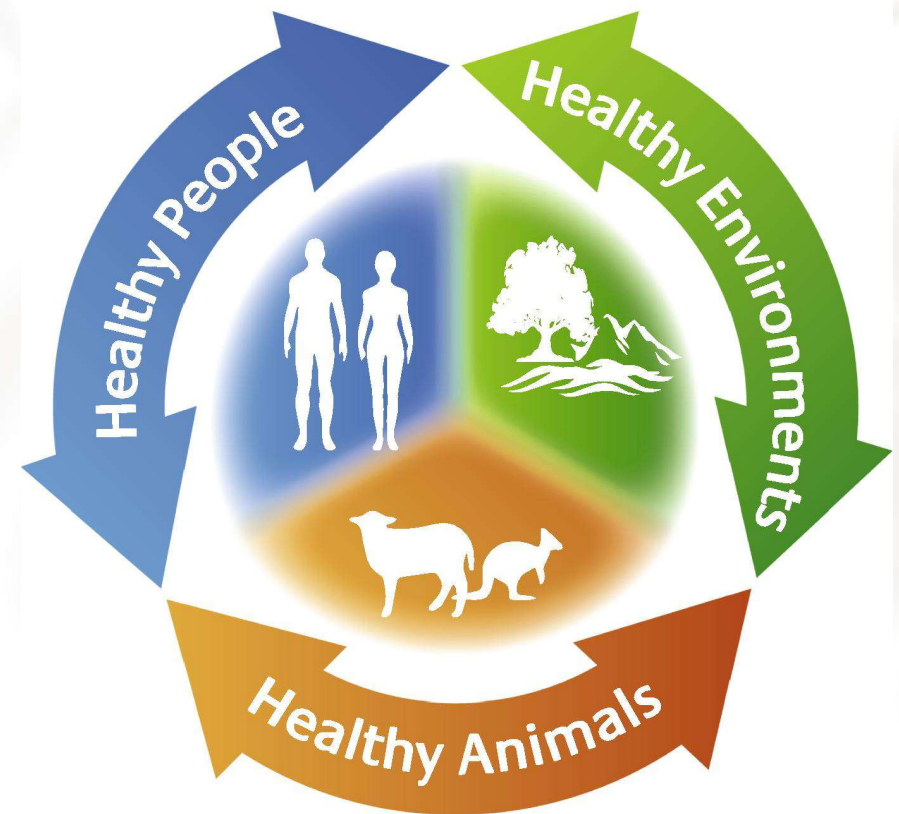
Heat resistance


Water reduction

ONE HEALTH

People, animals and
environment in harmony

The One Health Triad





BACKGROUND

Coffee farm in Kilimanjaro



COFFEE FARM CONVERTING FROM CHEMICAL TO ORGANIC

Plants have many problems during conversion
HHA has treated all their issues since 2011 with homoeopathy



Beauty of Homoeopathy

No need for diagnosis

Bacterial? Fungal? Viral? Mineral
deficiency?

Can look very similar

OBSERVATION!

INTERPRETATION into symptoms

Repertorisation

Materia Medica – differentiate
between remedies



Treatment Approaches

In Agrihomoeopathy





What am I doing and Why?

Gives clarity.

Map

If it doesn't work, try something else.





Enemies Approach



Camilla Sherr Agrihomoeopathy

ENEMY APPROACH

Works with pests and insect
infestations
Treat with Predators

Camilla Sherr Agrihomoeopathy



ENEMY APPROACH



Treat with natural enemies

= Organic/Regenerative gardeners and farmers use Bio-pesticides

Use homoeopathic remedies made from the predator

E.G. Aphid infestation



ENEMY APPROACH

Aphids

An organic, natural way to control aphids is by attracting lady beetles to your garden.

Lady beetle larvae are voracious predators of aphids.

- Homoeopathic remedy made from lady bird: *Coccinella*



Real Life Problem:
Pigeons were eating the new
shoots of the crop

Camilla Sherr Agrihomoeopathy



Solution

Something pigeons are afraid of?

Hawk

Falcon

Eagle

Rx: falcon 30c


Result: pigeons disappeared for 3 days

Rx: falcon 200c, disappeared and stayed
away

Camilla Sherr Agrihomoeopathy



Lac-lupinum deters Deer



Cricket problem solved with *Calopteryx splendens*





Friends Approach



Camilla Sherr Agrihomoeopathy

FRIENDS APPROACH

FRIENDS ARE IMPORTANT!



TOMATO & BASIL



Camilla She

- Like companion planting, but with homoeopathic remedies
- E.g., tomato with basil (*Ocimum basilicum*) where basil is sprayed on tomatoes in potency.
= strengthens the plant



Use Remedies As Supplements


1. Add what is missing



Camilla Sherr Agrihomoeopathy

SUPPLEMENTS APPROACH

My Soil is lacking copper →



Signs of Copper Deficiency

- Yellowing leaves together with bronzing or reddish-brown discolouration, especially along leaf margins and between leaf veins. This typically begins on younger leaves and tissues, particularly at the tips and margins, before progressing to older leaves.
- Light speckles on leaves, early stages of deficiency.
- Leaf curling, distortion, or irregular leaf shape.
- Stunted growth and poor seed production



Isopathic Approach

Treat with THE POTENTISED SAME

Potentise the bug

Potentise the pest

Potentise a diseased leaf

Potentise your compost

Potentise your earth

Potentise microbiome or mycorrhizal
fungi

Good same or a bad same, doesn't
matter.

Camilla Sherr Agrihomoeopathy

ISOPATHIC APPROACH





ISOPATHY = same with potentised same

There is a bug infestation. Buy the remedy made from it from Helios (or any other pharmacy) or

- 1) Catch bug
- 2) Make a remedy from it
- 3) Water or Spray it on the crop

Problem: Ant infestation

Solution: Remedy from ants *Formica rufa*




- Helix tosta = snail shell
- Against snails and slugs
- Spray around and on the plants that have been invaded by snails or slugs



Problem: Scorpion infestation under verandah

Rx: *Androctonus amureuxii* 200c

Problem: Deer in the garden



Remedy: Dama dama 30c/200c

EARTH TOO SALTY? GIVE SALT IN POTENCY (= Nat-mur)





Improve the wellbeing



Use a remedy made from the tree/plant
itself

Olea europea 30c





Like Attracts Like

Similar attract



Camilla Sherr Agrihomoeopathy

LIKE
ATTRACTS
LIKE -
APPROACH

Like Attracts Like

Do you want more bees in the garden?

Solution: Apis 12c
Spray all over!



Like Attracts Like

Do you want more butterflies in the garden?

Calendula 12c/30c
Spray all over!





• BUT!!!!!!

- Do not use prophylactically!
- LIKE ATTRACTS LIKE!
- **Helix tosta**



Use existing conventional treatment
knowledge and convert it to
homoeopathic remedies

Fungus on grapes

Part of the grapes were rotting
Nothing worked



Success story

- "Hello dear Camilla,
- I have a success story to tell you which is simply unbelievable to me and even an experienced winegrower was more than amazed.
- We came back from holiday on 21.7. and our 2 vines were diseased. My husband has worked with his parents in viticulture for many years and says it won't work anymore. Some of the berries were shrivelled, had black and grey spots and it really looked like the harvest was ruined.



Success story

- In viticulture, copper vitriol used to be sprayed as Cuprum sulphuricum.
- As I didn't have this homoeopathically, I combined sulphur and cuprum.
- On 22.7 I dissolved Sulfur D 30 and Cuprum metallicum D 12, 5 globules each in a 250 ml spray bottle and sprayed the plants with it.
- I cut off the grapes that were already massively affected to give the vine the strength it needs to heal.
- I also watered them, of course, which was necessary with the temperatures of over 30 degrees.



Bordeaux mix

Organic antifungal treatment

Copper sulphate

Rx: mixed sulphur d30 and
cuprum d12 in a bottle and
sprayed it all over the vines



Organic treatments

- Cuprum
- Sulphur
- Neem (*Azadirachta indica*)
- Lime = calcium containing substance
- = calc-c, kali-c



Success story



- Already after a few days you could see the change.
- And today on 7.8. the healing can be seen so clearly. Most of the affected berries have regenerated and the others have died and are now hanging scrawny next to healthy berries. And we can now already start harvesting!

Success story

- At the last seminar I had also reported **blistering on vine leaves** on another vine, which I had also sprayed with sulphur and cuprum.
- The leaves did not die, as usual, and the blisters did not return.





Homoeopathic Approach



Treating Plants like Humans

Treat with Simple Similars

Problem: Neighbour's cat was using Liz's wooden vegetable planter box as his personal toilet.

Camilla Sherr Agrihomoeopathy

6. SIMILAR APPROACH
= homoeopathic

Simple Similar



Camilla Sherr Agrihomoeopathy

Solution: Remedy made from Lion's Milk =
Lac leoninum 200c
Repeat every 2 weeks or so



Camilla Sherr Agrihomoeopathy



Before and after lac-leo 200c



PROBLEM

- Case: Ant infestation
- Commonly used remedy: Camphor (tea tree)
- Indication of another problem
- Aphids? Mealybugs?



Aphids? Signs of... Lets investigate

- Distorted flower buds and leaves
- Sticky honeydew substance that is secreted by the aphids
- Black sooty mould growing on the honeydew
- Clusters of aphids
- Ants crawling on the plants and feeding on the honeydew



YES! It's aphids

How can I repertorise this?

Something is crawling on my head

What is it????

Ugh!!!!

HEAD LICE!!!!



Repertorisation of Lice

	Olnd.	Led.	Nat-m.	Sabad.	Sulph.	Merc.	Staph.	Ars.	Am-c.	Bell.	Ped.	Lyc.	Psor.	M-arct.	Mez.
Total	13	10	6	9	8	7	7	5	3	3	3	6	6	4	4
Rubrics	4	4	4	3	3	3	3	3	3	3	3	2	2	2	2
Kingdoms	Green	Green	Blue	Green	Blue	Blue	Green	Blue	Blue	Green	Red	Green	Red	Purple	Green
mind; DREAMS; lice (11)															
skin; ERUPTIONS; carbuncles; lice, with (2)															
skin; ITCHING; lice, as of (1)															
skin; LICE (25)	Blue	Purple	Purple	Purple	Purple	Purple	Purple	Blue	Blue	Blue	Blue	Purple	Purple	Purple	Purple
head; INTERNAL; lice, from (5)															
head; ITCHING; corrosive, gnawing; lice, as from (3)	Black	Purple													
head; ITCHING; vermin, lice, as from (13)	Black			Blue	Blue	Blue	Blue							Blue	Purple
head; LICE (32)	Purple	Blue	Blue	Black	Purple	Blue	Blue	Blue	Blue	Blue	Blue	Purple	Purple	Blue	Blue
head; PAIN, headache; lice, from (2)															

Homoeopathic investigation

- Remedies:

- Staphisagria
- Ledum
- Sabadilla
- Sulphur
- Psorinum
- Pediculus capitis = lice
- Oleander? Look into

My best remedies against aphids

- Cimicifuga
- Followed by Sulphur later in the season (antipsoric)
- Staphisagria
- Sabadilla
- Calendula



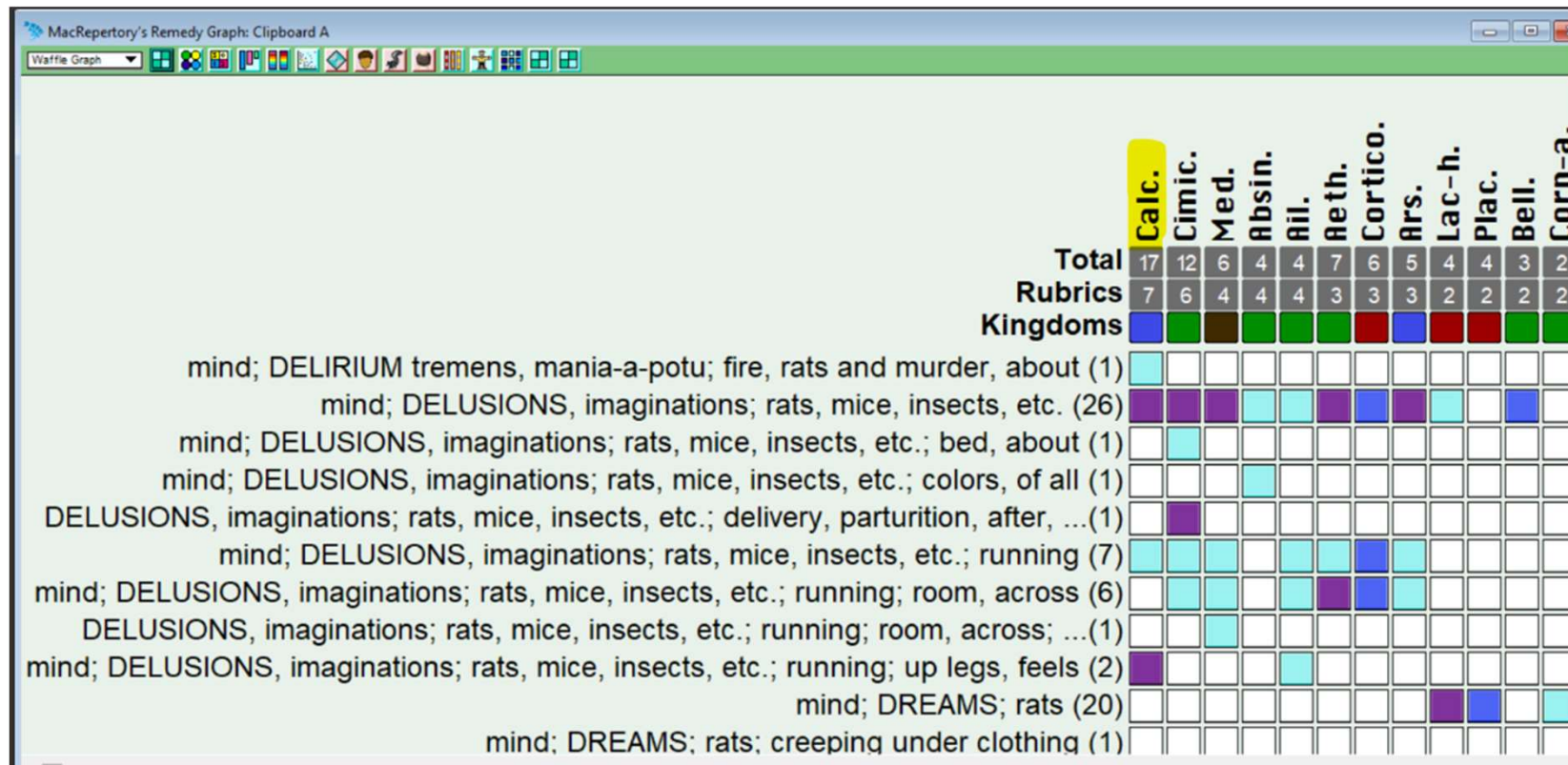
New Problem!

No more pigeons

Rat population exploded!



All about Rats



New Problem!

Remedy:


Calcarea carbonica 30c

(Aethusa? Cimicifuga?)

Result: Rats went away

Camilla Sherr Agrihomoeopathy





Look at the whole situation

Conditions

Weather

Soil

Problems

Signs and symptoms

Modalities

Obstacles to cure

Reason

Camilla Sherr Agrihomoeopathy

HOMOEOPATHIC CONSTITUTIONAL APPROACH





1. HOMOEOPATHY

2. Problem?

3. Repertorise

4. Choose remedy

Problem:

My cabbages are full of whiteflies!

Repertorise: find rubrics that represent the problem

Approaches



Homoeopathic repertorisation

	Led.	Calad.	Lach.	Carb-ac.	Apis	Scorp.	Ip.	Nelum.	Vanil.	Urt-u.	Ars.	Sulph.	All-c.	Aloe	Crot-h.	Hyper.	Nat-m.	Pulx.	Calen.	Sep.	Hema-h.	Lycps.	Ros-ca-a.	Sanic.	Staph.
Total	16	10	10	7	5	4	3	3	3	8	6	6	4	4	4	4	4	4	3	3	2	2	2	2	4
Rubrics	6	4	3	3	3	3	3	3	3	2	2	2	2	2	2	2	2	2	2	2	2	2	2	2	1
Kingdoms	Green	Green	Red	Blue	Red	Red	Green	Green	Blue	Green	Blue	Blue	Green	Green	Red	Green	Blue	Red	Green	Red	White	Green	White	Blue	Green
skin; STINGS of insects (93)	Black	Purple	Black	Purple	Purple	Blue	Cyan	Cyan	Cyan	Black	Purple	Purple	Blue	Blue	Purple	Cyan	Purple	Purple	Cyan	Blue	Cyan	Cyan	Cyan	Cyan	Black
skin; STINGS of insects; bees, of (14)	Purple	White	Purple	Purple	Cyan	Cyan	Cyan	White	Cyan	Black	White	White	White	Blue	Cyan	Purple	White	White	Blue	Cyan	White	White	White	Cyan	White
skin; STINGS of insects; fleas, of (5)	Purple	White	Purple	White	White	White	White	White	White	White	Purple	Purple	White	White	White	White	White	Cyan	White	White	White	White	White	White	White
skin; STINGS of insects; mosquitos (5)	Black	Cyan	White	White	White	White	White	Cyan	White	White	White	White	White	White	White	White	Cyan	White	White	White	White	White	Cyan	White	White
STINGS of insects; preventive, ...(1)	Cyan	White	White	White	White	White	White	White	White	White	White	White	White	White	White	White	White	White	White	White	White	White	White	White	White
STINGS of insects; vespa, wasps ...(7)	Cyan	White	White	Cyan	White	Cyan	Cyan	White	Cyan	White	White	White	Blue	White	White	White	White	White	White	White	White	Cyan	White	White	White
ERUPTIONS; urticaria, ...(1)	White	White	White	White	Cyan	White	White	White	White	White	White	White	White	White	White	White	White	White	White	White	White	White	White	White	White
ITCHING; stings of insects, from (4)	White	Purple	White	White	White	White	White	Cyan	White	White	White	White	White	White	White	White	White	White	White	White	Cyan	White	White	White	White
ITCHING; burning, smarting; ...(1)	White	Purple	White	White	White	White	White	White	White	White	White	White	White	White	White	White	White	White	White	White	White	White	White	White	White

Q&A – shothole disease (*coryneum blight*)



Q&A

- Is there any experience/medicine for shotgun blight on fruit trees?
- At first, reddish spots appear on the leaves, which later break out and look like bullet holes. The fruits (e.g. sweet cherries) are smaller and often fall off later. The whole tree is affected, so cutting off the affected branches is not an option. The plant is in a perma-culture garden in a sunny location with a pea bush as a "neighbouring plant" which should provide it with sufficient nutrients.

- Shotgun blight



SHOT HOLE DISEASE



- Shot hole disease, or *coryneum blight*, is caused by the fungus *Wilsonomyces carpophilus*.
- It is most commonly found on *Prunus* spp. hosts including almonds, cherries, English laurel, ornamental plums, nectarines, peaches, and especially apricot trees.



Shot gun blight = shot hole disease

Remedy suggestions: Bacillinum (Bac.), Thuja, Sol-t-ae, Secale

	Arg-n.	Bac.	Puls.	Sec.	Sil.	Sulph.	Thu.j.	Syph.	Bell.	Nux-m.	Plut-n.	Sabal.	Agar.	Calc-p.	Nat-m.	Thyr.	Alum.
Total	4	4	4	4	4	4	4	3	2	2	2	2	4	4	4	4	3
Blight (35)																	
DEVELOPMENT ...(101)																	

Secale, (ergot of rye)

Ergot or ergot fungi refers to a group of fungi of the genus *Claviceps*. The most prominent member of this group is *Claviceps purpurea*. This fungus grows on rye and related plants and produces alkaloids that can cause ergotism in humans and other mammals who consume grains contaminated with its fruiting structure.



Ergotism?


What are the symptoms of ergotism?

Poisoning produced by eating food affected by ergot is known ergotism. It causes **headache, vomiting, diarrhea, and gangrene of the fingers and toes** traditionally due to the ingestion of the alkaloids produced by the *Claviceps purpurea* fungus




Black spot/Tip burn

Black spot or tip burn disease can be caused by both fungal and non-fungal factors. Environmental stress, such as over or under-watering, can lead to the development of black spot or tip burn symptoms. However, the disease can also be caused by fungal infections, such as the black spot fungus (*Diplocarpon rosae*), which commonly affects roses, or the *Alternaria* fungus, which can cause tip burn in plants such as lettuce and cabbage.



Q&A


Problem starts with leaves getting black spots, then turning yellow, then brown and the whole plant drying up and dying



Q&A



Tip burn in roses?



	Lyc.	Bapt.	Rhus-t.	Bism.	Carb-v.	Chin.	Merc.	Ars.	Phos.	Gymn.
Total	6	4	4	4	4	4	4	4	4	3
Rubrics	2	2	2	1	1	1	1	1	1	1
Kingdoms	Green	Green	Green	Blue	Blue	Green	Blue	Blue	Blue	Green
mouth; BLACK; tongue (67)	Purple	Cyan	Purple	Black	Black	Black	Black	Black	Black	Purple
BROWN; tongue; red tip and edges, with (3)	Purple	Purple	Cyan	White	White	White	White	White	White	White

Rx: Baptisia 200c





Baptisia tinctoria (Wild Indigo)

Mucus membranes become dark. Discharges; stools, haemorrhages etc. are dark in colour.

Dark spots appear upon the body.

Tip of tongue brown

Rose after Baptisia



Rose after Baptisia



Same idea, different plant



- **Olive tree with** several leaves getting brown tips (1/3 - 1/2 of the leaf).
- On some of these leaves, yellow areas / tips develop that point inwards.
- The symptoms have been present since the middle of May this year.
- Healed completely with Baptisia 200c

Before Baptisia



After Baptisia 200c



Ozone



Camilla Sherr Agrihomoeopathy



OZONE

- Fungal diseases
- White spots
- Black spots



CASE: APPLE TREE INFESTED WITH ERMINE MOTHS



ERMINE MOTHS

SXS?


How does it look?

Interpret homoeopathically

White discharges

Delusion: snakes in and around her

Disgust



More difficult

Apple tree with Ermine moth

Interpret symptoms:

Delusion: snakes in and around her

Rx: lac-c

White discharges, disgust

Requires homoeopathic thinking and knowledge



AFTER



MEALYBUGS



Acute or Chronic?

Are you treating
an acute infestation?
A transient weather condition?
or a chronic = yearly problem?



Weather

Weather conditions: heat,
drought, too much rain,
frost



Drought

Pavankumar S and Archana S(2014)
Homoeopathy medicines Silica 12c,
Dulcamara 30c and Sulphur 6c effective in
fighting stress caused during drought.



Silica – absorbs water



SILICA

Seedlings

Young plants

Weak plants



Silica – grit, tenacity, resilience



Silica

- Improve germination and growth: Silica

- 9. Vesna Dragicevic, Mihajlo Spasic, Milena Simic, Zoran Dumanovic, Bogdan Nikolic. Stimulative influence of germination and growth of maize seedlings originating from aged seeds by 2,4-D potencies. Homeopathy 102 (3): 179-186, 2013
<https://www.thieme-connect.com/products/ejournals/abstract/10.1016/j.homp.2013.05.005>





Silica for weak seedlings

Before and after



Cercospora leaf spot symptoms on basil






- Silica 30c:
 1. All spots disappeared
 2. Size of leaves multiplied (size of palm!)

SILICA IN THE SPRING

In the greenhouse I sprayed all the plants with Silicea in the spring. I have never had so many tomatoes. There are so many hanging on that you have to support some of the ox-hearts. One tomato was 16 cm long and 9 cm thick.



Sunburn - too hot!

- Remedies:
- Aconite, belladonna, arsenicum
- Sol (australiensis/britannica)
- Burnt: cantharis



Products



- **Too Hot!**

- sulph, dulcamara, sol australiensis, arsenicum album, belladonna. cantharis.



Q&A



- One of my columnar apple trees, the first in a row of 5, has somehow been "burnt". I suspect a cold wind, but it looks like it has been burnt or cauterised and is only partially on the tree. The other trees are without damage. The tree is in an allotment in Munich, very close to a road.
- Aconite
- Cantharis

Excessive rain waterlogging



Causation: Damp, wet weather agg.



Camilla Sherr Agrihomoeopathy

Downy mildew on cucumbers



Toxic algae



Causation: rising temperatures

Deprives the water from oxygen

Rx: Carbo-veg 30c





Toxic algae



Result 4 hours after Carbo-veg!
Great for green swimming pools too.



Toxic algae



Excessive rain waterlogging

- Nat-sulph main remedy
- Pulsatilla
- Calc-carb
- Carbo veg when serious waterlogging and roots can't breathe
- Thuja later on for fungus



Frost in Spring

- Aconite

Sudden, cold weather

Shock!



- Borax

Frostbite

Product: Frozen



Frost of -10C at night



Frost and snow in Spring

Veratrum Album

Delusion that the water they are drinking is running outside their body

Profuse water: sweating, diarrhoea, vomiting

Lots of melting snow!



Frozen

Aconite, borax, veratrum



Treating plants like humans




Almost dead orchid revived with China 30c and started blooming again (Chana, Jerusalem)



CHINA?

- full/empty
- Air roots
- Makes air castles
- Too full of water, not good
- Wants to be empty
- China good for dehydration





Camilla Sherr Agrihomoeopathy

HOW TO??

How to administer?



Use a spray bottle or pump





HOW?

use gloves!

spray downwind!

1-2 sprays/plant is enough

spray the affected part

Water/spray the soil if you are treating the soil



Which
potency?



HOW?

Use what you have!

30c, 12c, 200c

Low potencies when treating the
soil

Higher when acute situation



Camilla Sherr Agrihomoeopathy

How often?

- It depends!
- **Acute?**
- Chronic?
- Acute: repeat more often
- Chronic: often once is enough (soil)

How do I treat large areas?

- If a farmer wants to treat a field with a hom. remedy, 1 ha or 10 ha or...(just a larger area), how do you prepare the hom. remedy in this quantity, e.g. 100 litres of water with hom. remedy, in a C30 potency or other potency? How does this work in practice?
- Just an example of how to do it would be very helpful.
- Thank you very much.
-
- Kind regards from Birgitta, Switzerland



Calculation

- 3l = ½ acre
- Dissolve 6 globuli in 3 litres of water
- Dilute 1:10
- = 30 litres of remedy = ½ acre
- = 60 litres = 12 globuli = 1 acre
- 1 acre = 0.404686 ha
- 10 ha = 24,7 acre
- 12 globuli (per acre) x 24,7
- = 297 globuli
- 60 litres (per acre) x 24,7
- = 1482 litres/10 hectars

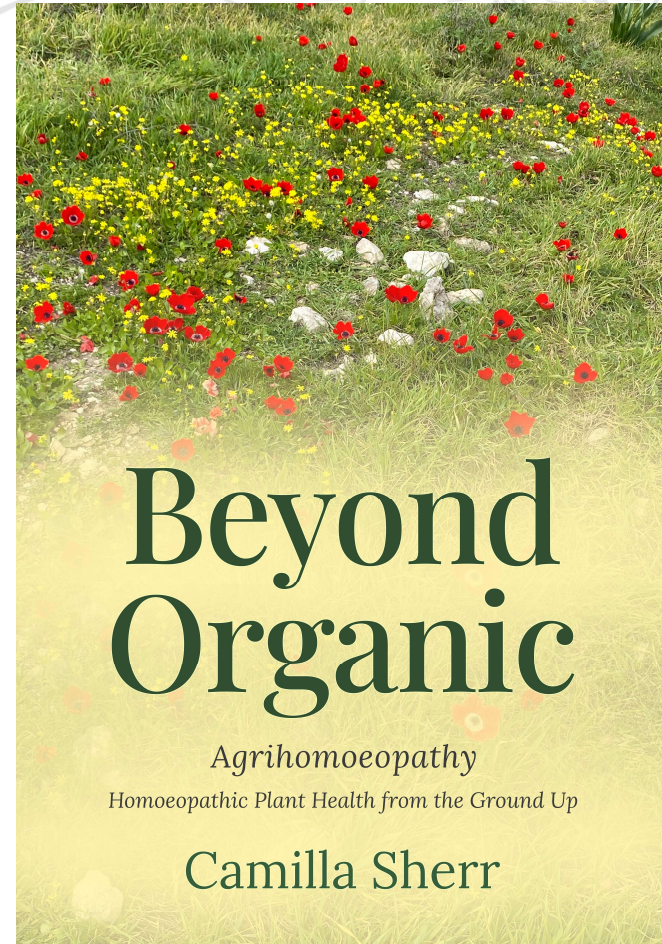


Calculation

- Adapt it to your own vessel
- Rule of thumb:
- 2 globuli/ 1 litre of water
- = BASE
- Which can be diluted 1:10
- Yes, really!!



Order from Amazon



Agriremedies available: Roots and Wings, Germany, New Zealand



Thank You!



Camilla Sherr

dynamis@dynamis.edu

www.camillasherrhomeopathy.com

www.patreon.com (look for Camilla Sherr)

